

GMG FUND SWISS SMALL & MID CAP A

Global Overview

Period	26/02/2021
Domicile	Switzerland
Status	FCPE
Price	142.97
Portfolio creation date	31/12/2016
Share inception date	12/03/2020
Share currency	CHF
ISIN code	CH0477543323
Order Deadline	12:00
Frequency	Every target business day
Manager	CACEIS (Switzerland)
Management company	GMG Institutional Asset Management S.A.
Central administration	CACEIS Bank Suisse
Management fees	0.70
Administrative fees	0.05
Performance fee	0.00

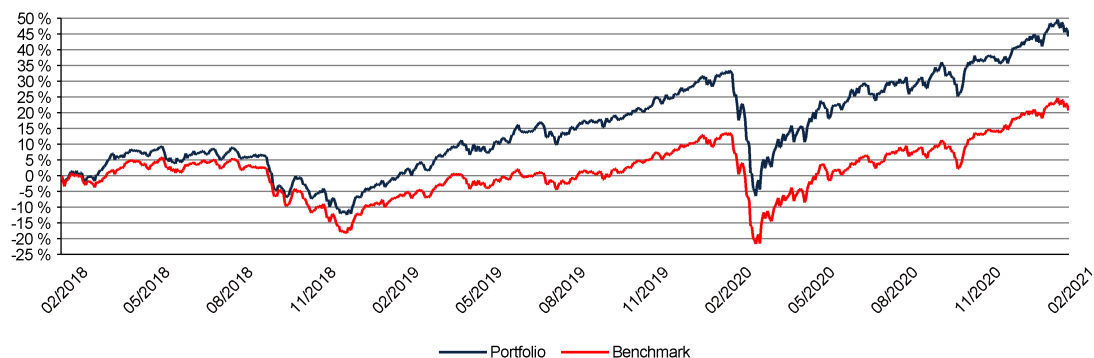
Risk/Return

As risk decreases		As risk increases	
yield is potentially weaker		yield is potentially stronger	
1	2	3	4
5	6	7	

Performance Indicators

Performances (%)	Year to date	1 year	3 years	2018	2019	2020	Inception
Portfolio	2.75	22.70	44.25	-12.95	42.39	10.68	90.86
Benchmark	2.38	20.14	20.72	-17.23	30.42	8.07	54.94

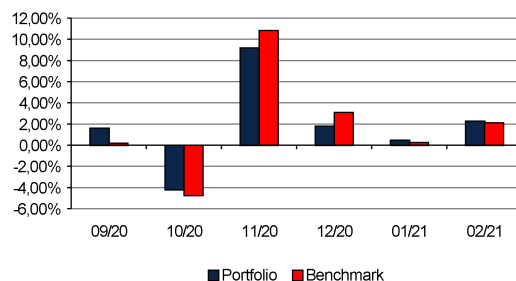
Last 3 years



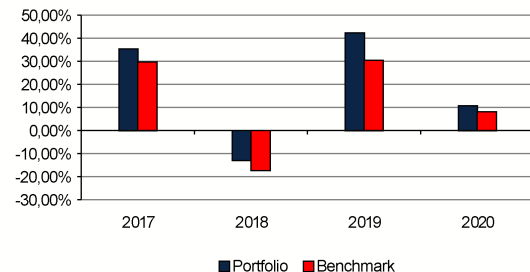
Investment objective

The Fund objective is to offer investors exposure to a selection of liquid Swiss Mid and Small Cap (over 1 billion market cap) stocks. The fund assets are invested in a diversified portfolio of around 20-30 companies. GMG strives to consistently exceed the benchmark return. The investment horizon is long term. Investment decisions are based on fundamental company analyses. Macroeconomic factors are also included in the decision-making process. Investments consider and assess corporate governance and other key ESG aspects.

Last 6 months



Last 4 years



Benchmark

SPI EXTRA (Swiss Performance Index Extra Total Return)

Management Team

Jean-Louis Richard, Christophe Julien, Marc-Christian Bollet

Risk Indicators

Indicator frequency	1 year	3 years	Inception
Fund volatility (%) *	23.54	19.57	17.15
Bench Volatility (%) *	25.17	19.81	17.36
Tracking error (%) *	5.45	4.27	4.56
Bêta	0.91	0.94	0.95
Alpha (%) *	3.83	6.46	5.68
Specific Risk *	0.05	0.05	0.04
Systematic Risk *	0.23	0.18	0.16
Correlation coefficient	0.98	0.97	0.96
R2 Coefficient	0.95	0.93	0.93
Bear Correlation	0.97	0.96	0.96
Bull Correlation	0.89	0.96	0.93
Sharpe ratio *	1.00	0.70	1.02
Information ratio *	0.47	1.53	1.25
Drawdown (%)	16.20	16.20	16.20
DeltaPerf	2.57	23.53	35.92

* Annualized Indicator

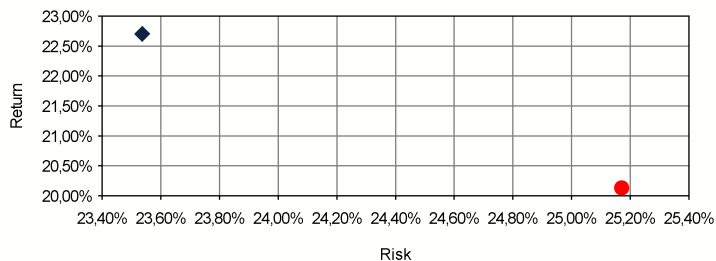
Fund managers comment

GMG Swiss Small & Mid Cap invests in a selection of high-quality stocks of the Swiss Small & Mid Cap universe (SPI Extra index) with a bias on Mid cap. Selected Small cap companies have a market cap of at least CHF 1 billion, ensuring liquidity. There is no compromise on the financial solvency of the selected companies. The investment philosophy is based on real economy, value bias, and long term. It reflects the strong convictions from our Swiss investment team. The Team has access to all CEOs/COOs of the companies in its investment universe, attends more than 300 investment meetings per year with these top managers and is permanently connected to the most specialized analysts of the sector. GMG Institutional Asset Management SA is a FINMA regulated company. GMG Swiss Small & Mid Cap is a FINMA authorized Fund.

Risk Return Ratio

The risk return ratio shows the relation between the risk incurred for an investment and its expected return.

An investment is preferable if for a given level of risk, the yield expected is maximum or when the return implies a minimal risk.



◆ Fund ● Benchmark

TOP 10 Positions

Name	Weight
CHOCOLADEFABRIKEN LINDT-PC	7,87%
STRAUMANN HOLDING AG-REG	6,23%
SCHINDLER HOLDING-PART CERT	5,81%
AMS AG	5,69%
LOGITECH INTERNATIONAL-REG	5,12%
BALOISE HOLDING AG - REG	4,76%
SCHWEITER TECHNOLOGIES AG-BR	4,69%
INFICON HOLDING AG-REG	4,49%
SWATCH GROUP AG/THE-BR	4,44%
ZUR ROSE GROUP AG	4,43%
Total	53,53%

Sector Allocation

